

Slewing Rings






- ▣ Large-diameter anti-friction Slewing Rings designed to handle simultaneously occurring axial, radial and moment loads.
- ▣ The Slewing Rings can be combined with pinion, planetary gearboxes and motors which can be selected and acquired by the customer.
- ▣ Equipped with a sealed raceway system and an open gearing (if toothed)


Slew Drives



- ▣ Ready-to-Install integrated Slew drive see column on
- ▣ Available with full range of standard electric motors and/or planetary gearboxes
- ▣ Worm or pinion
- ▣ Sealed raceway
- ▣ Housing which encloses the gear reservoir, protects against contamination


 Search Slewing Rings according to my own criteria 

 Go directly to Slewing Ring catalogue (manual search)

 Search Slew Drive according to my own criteria

 Go directly to Slew Drive catalogue (manual search)

Tracking Solutions



- ▣ Products and solutions

 Contact